

Objetivo:

Progreso Plus esta orientado a una exposición de 100% ETF's, los cuales son fondos que transan en una bolsa regulada, igual a las acciones, y están compuestos por una canasta de instrumentos de renta variable, con una estrategia diversificada en distintos sectores económicos, ya sea activa o pasiva, por gestores de reconocida trayectoria. Es un fondo enfocado en la apreciación de capital, ideal para personas que no requieren liquidez y están dispuestas a asumir una mayor volatilidad a corto plazo, para obtener un mejor rendimiento a largo plazo. El Progreso Plus se gestiona en sociedad y con la asesoría de J.P. Morgan Asset Management.

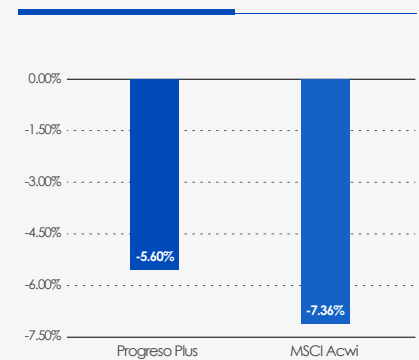
Información del Fondo

Estadísticas Generales

Valor Cuota Neto:	1.47688356	Perfil de Riesgo:	Agresivo
Activos Bajo Administración:	15,529,406	Volatilidad: (3)	18.33%
Domicilio:	Rep. de Panamá	Sharpe Ratio:	-2.89
Fecha de Inicio:	01/abril/2022	Gestoras:	4
Moneda:	USD	Posiciones:	11
Valorización:	Diaria	Calificación del Fondo:	Moodys EF-3 (pa)
Afiliación:	Diaria		
Número de Afiliados:	1,879		
Edad Promedio del Afiliado:	40		

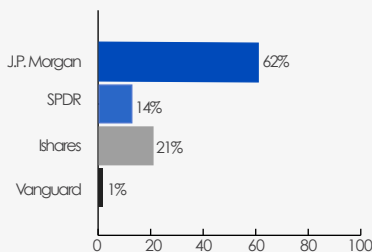
(1) Entidad Regulada y Supervisada por la Superintendencia del Mercado de Valores de Panamá. Licencia para operar como casa de valores y administradora de inversiones.
 (2) El cálculo de duración solo aplica para bonos locales.
 (3) Toda la información presentada es un base a ponderación del portafolio total.
 (4) Medido en base a desviaciones estándares.

Retorno total nominal vs índice de referencia*



Fuente: Terminal de Bloomberg
 * Rendimiento Nominal

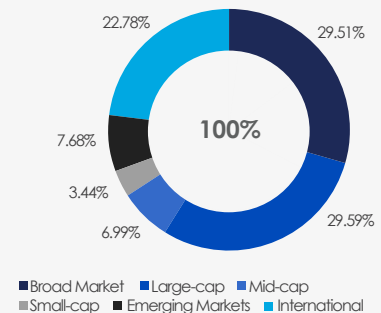
Exposición por Gestor



Principales Emisores

EMISOR	MONTO	PART
JPMORGAN ACTIVE VALUE ETF	2,172,662	14%
JPMORGAN ACTIVE GROWTH ETF	2,134,130	14%
JPMorgan International Researc	2,132,990	14%
SPDR S&P 500 ETF TR UNIT	2,131,815	14%
JPMorgan Betabuilders Us Equ	2,131,387	14%
ISHARES TR MSCI EAFE ETF	1,974,944	13%
ISHARES CORE S&P 500 ETF	1,165,327	8%
JPMorgan Global Select Equity	756,545	5%
EFFECTIVO	488,199	3%
JPMorgan Activebuilders Emer	229,192	1%
VANGUARD VALUE ETF	107,321	1%
iShares Russell 100 Growth ET	104,894	1%

Distribución por Estrategia



Rendimiento Anualizado

Mes Corriente	-65.92%
Año a la fecha	-10.32%
Últimos 12 Meses	17.35%
Últimos 5 años	-
Desde el inicio	10.32%

Rendimiento Nominal Mensual

	Ene	Feb	Mar	Abr	May	Jun	Jul	Ago	Sep	Oct	Nov	Dic	Total
2026	2.45%	0.76%	-5.60%	-	-	-	-	-	-	-	-	-	-2.39%
2025	3.26%	-0.69%	-4.17%	0.38%	4.86%	4.38%	1.01%	2.55%	2.93%	1.81%	0.48%	0.49%	18.33%
2024	0.32%	4.42%	3.11%	-3.94%	4.64%	1.66%	1.43%	2.33%	1.69%	-1.79%	4.55%	-3.19%	15.75%
2023	7.08%	-2.49%	2.18%	1.09%	-0.99%	5.74%	3.28%	-2.50%	-4.24%	-2.64%	8.54%	4.92%	20.73%

Nuestros canales de Atención al Cliente

Avenida de la Rotonda y Boulevard Costa del Este, P.H. GMT, piso 3. Ciudad de Panamá

Teléfonos:
 340-0300 / 340-0310 (Panamá),
 775-9826 (Chiriquí)
 998-5369 (Provincias Centrales)

Correo Electrónico:
 consultas1@progreso-afp.com

Página web:
www.progreso-afp.com

Objective:

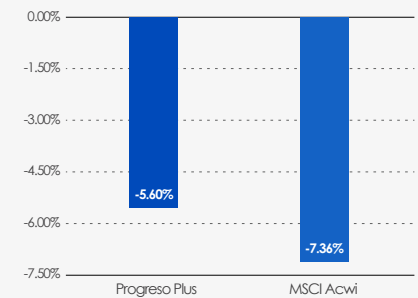
Progreso Plus focuses on 100% ETF's exposure, which are funds that are traded in a stock exchange, just like stocks. ETF's are composed of an equity basket with a diversified strategy across varying economic sectors, being active or passive management, by well-known managers. It is a fund that concentrates in capital appreciation, ideal for people who do not require liquidity and are willing to take on a higher volatility in the short term, to obtain a better yield in the long term. Progreso Plus has the advisory of J.P. Morgan Asset Management.

Fund Description

General Statistics

Net Asset Value:	1.47688356	Risk Profile:	Aggressive
Assets Under Management:	15,529,406	Volatility:	18.33%
Domicile:	Rep. of Panama	Sharpe Ratio:	-2.89
Inception Date:	01/april/2022	Managers:	4
Currency:	USD	Positions:	11
Appraisal:	Daily	Fund Rating:	Moody's
Subscription:	Daily		EF-3 (pa)
Number of Subscribers:	1,879		
Average Age of Subscriber:	40		

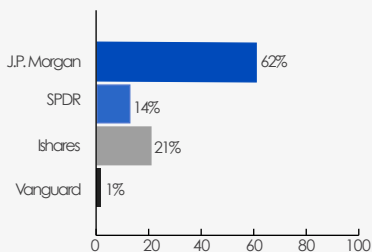
Total Return vs Reference Index *



Source: Bloomberg terminal
* Nominal Yield

(1) Entity regulated and supervised by the Superintendencia del Mercado de Valores de Panamá. Licensed to operate as a broker-dealer and investment manager.
(2) Duration calculation only applies to local bonds.
(3) All information presented is on a total portfolio weighting basis.
(4) Measured based on standard deviations.

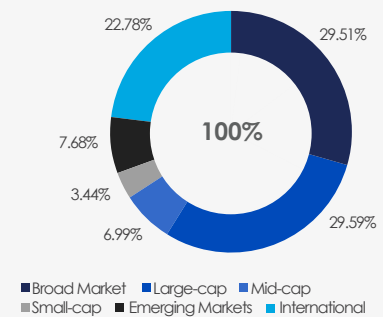
Exposure by Managers



Top Holdings

ISSUER	AMOUNT	PART
JPMORGAN ACTIVE VALUE ETF	2,172,662	14%
JPMORGAN ACTIVE GROWTH ETF	2,134,130	14%
JPMorgan International Researc	2,132,990	14%
SPDR S&P 500 ETF TR UNIT	2,131,815	14%
JPMorgan Betabuilders Us Equ	2,131,387	14%
ISHARES TR MSCI EAFE ETF	1,974,944	13%
ISHARES CORE S&P 500 ETF	1,165,327	8%
JPMorgan Global Select Equity EFECTIVO	756,545	5%
JPMorgan Activebuilders Emer	488,199	3%
VANGUARD VALUE ETF	229,192	1%
iShares Russell 100 Growth ET	107,321	1%
	104,894	1%

Distribution by Strategy



Annualized Yield

Current Month	-65.92%
Year to Date	-10.32%
Last 12 months	17.35%
Last 5 years	-
Since Inception	10.32%

Monthly Nominal Yield

	Jan	Feb	Mar	Apr	May	Jun	Jul	Aug	Sep	Oct	Nov	Dec	Total
2026	2.45%	0.76%	-5.60%	-	-	-	-	-	-	-	-	-	-2.39%
2025	3.26%	-0.69%	-4.17%	0.38%	4.86%	4.38%	1.01%	2.55%	2.93%	1.81%	0.48%	0.49%	18.33%
2024	0.32%	4.42%	3.11%	-3.94%	4.64%	1.66%	1.43%	2.33%	1.69%	-1.79%	4.55%	-3.19%	15.75%
2023	7.08%	-2.49%	2.18%	1.09%	-0.99%	5.74%	3.28%	-2.50%	-4.24%	-2.64%	8.54%	4.92%	20.73%

Our channels of Customer service

 Avenida de la Rotonda y Boulevard Costa del Este, P.H. GMT, piso 3, Panama City

 Phones: 340-0300 / 340-0310 (Panama), 775-9826 (Chiriquí), 998-5369 (Provincias Centrales)

 Email: consultas1@progreso-afp.com

 Web page: www.progreso-afp.com

The figures shown are before fees. Past performance is not a reliable indicator of current or future returns and volatility. Entity registered and supervised by Superintendencia del Mercado de Valores de Panamá (SMV). Asset Management license approved by CNV Resolution No. 350-01 of 29th August of 2001, authorization of Pension Fund Trust, by CNV Resolution No. 101-07 of 09th April 2007, and Offering Memorandum approved by SMV Resolution No.018-22 of 19th January 2022.